

How to inject ACTIMMUNE® (Interferon gamma-1b)


ACTIMMUNE®
(Interferon gamma-1b)

How to prepare and administer your therapy

Do not administer ACTIMMUNE® until you have been thoroughly trained by a healthcare professional in the proper techniques.

1 Prepare your injection

- 1 Take the ACTIMMUNE® vial out of the fridge about **15 minutes** prior to injection time so that it can reach room temperature before administration.
- 2 Look the vial over to make sure it's not past the expiration date and its contents aren't discolored.
- 3 Set the following items onto a clean, flat surface:



Alcohol swabs



Syringe,
needle, and vial



Sharps container for
disposing of the syringe,
needle, and vial

SELECT IMPORTANT SAFETY INFORMATION

What is ACTIMMUNE® used for?

ACTIMMUNE® is part of a drug regimen used to treat Chronic Granulomatous Disease, or CGD. CGD is a genetic disorder, usually diagnosed in childhood, that affects some cells of the immune system and the body's ability to fight infections effectively. CGD is often treated (though not cured) with antibiotics, antifungals, and ACTIMMUNE.

ACTIMMUNE is also used to slow the worsening of severe, malignant osteopetrosis (SMO). SMO is a genetic disorder that affects normal bone formation and is usually diagnosed in the first few months after birth.

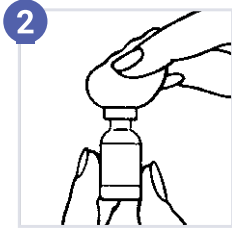
Please see Important Safety Information on pages 4 and 5, [click here](#) for the Full Prescribing Information, and [click here](#) for Information for the Patient/Caregiver.

2

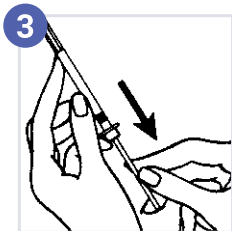
Measure the dose



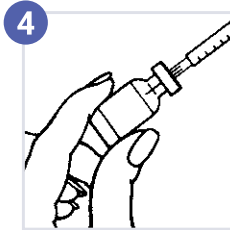
1 Wash your hands with soap and water before measuring the dose of ACTIMMUNE® (Interferon gamma-1b).



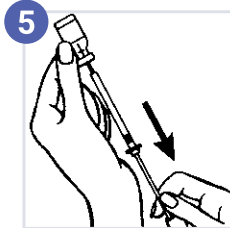
2 Remove the plastic cap from the vial, and then wipe the tip of the rubber stopper with an alcohol swab.



3 Take the syringe out of its package. Remove the needle guard and set aside. Then, draw air into the syringe by pulling back on the plunger. Pull it back to the mark for the dose of ACTIMMUNE® your doctor prescribed.



4 Next, carefully stick the needle in through the rubber top, and push the plunger down all the way so the air goes into the vial.



5 Hold the vial upside down with one hand, and with the other hand, slowly pull the plunger out to the mark for the dose of ACTIMMUNE® prescribed by your doctor. **Each vial is good for only one use.**

3

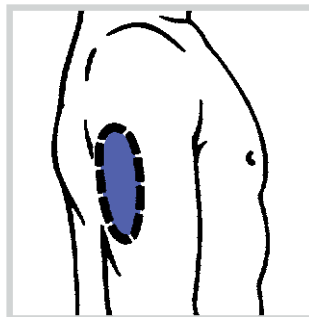
Choose an injection site

Select a site that's padded by some fat underneath the skin, and be sure to rotate the site with every injection, so the skin has time to heal.

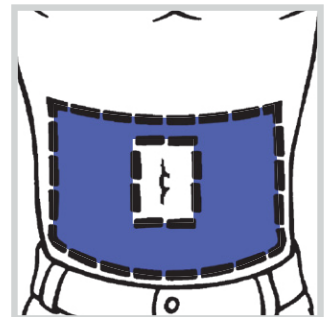
Below are common injection sites you may choose from:



Thigh



Upper arm



Abdomen*

*If you select the abdomen, make sure you inject at least 2 inches away from the belly button.

Do not administer ACTIMMUNE® until you have been thoroughly trained by a healthcare professional in the proper techniques.

Please see Important Safety Information on pages 4 and 5, [click here](#) for the Full Prescribing Information, and [click here](#) for Information for the Patient/Caregiver.

4

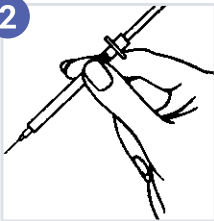
Inject the medication

1



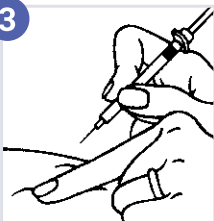
Clean the injection site with an alcohol swab.

2



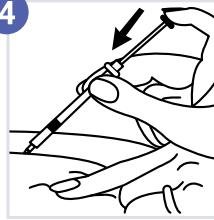
Remove the needle guard while holding the syringe like a pencil.

3



With the other hand, gently pinch the skin to be injected in between your fingers. Insert the needle into the skin at a 45° angle with a quick, firm motion. This hurts less than pushing the needle in slowly.

4



Release the pinch, and slowly inject the ACTIMMUNE® (Interferon gamma-1b) by gently pushing the plunger until the syringe is empty. This should only take a few seconds.

5



Then slowly pull the needle straight out of the skin. Apply pressure with a cotton ball or gauze.

5

Clean up

After you're done with the injection process, place the used needle, syringe, and any unused ACTIMMUNE® into your sharps container. Talk to your CNE about obtaining sharps containers. If you have questions about disposal, visit sharpdisposal.com.



Have questions about your injections?

A Clinical Nurse Educator (CNE), is offered through Amgen By Your Side, a patient support program.

Please call, text, or email your CNE to schedule an injection training appointment. If you are not already in touch with a CNE, please contact Amgen By Your Side at 1 (877) 305-7704. You can also visit ACTIMMUNE.com/support to explore all the resources and tools available to you.

Do not administer ACTIMMUNE® until you have been thoroughly trained by a healthcare professional in the proper techniques.

Please see Important Safety Information on pages 4 and 5, [click here](#) for the Full Prescribing Information, and [click here](#) for Information for the Patient/Caregiver.

IMPORTANT SAFETY INFORMATION

What is ACTIMMUNE® (Interferon gamma-1b) used for?

ACTIMMUNE® is part of a drug regimen used to treat Chronic Granulomatous Disease, or CGD. CGD is a genetic disorder, usually diagnosed in childhood, that affects some cells of the immune system and the body's ability to fight infections effectively. CGD is often treated (though not cured) with antibiotics, antifungals, and ACTIMMUNE.

ACTIMMUNE is also used to slow the worsening of severe, malignant osteopetrosis (SMO). SMO is a genetic disorder that affects normal bone formation and is usually diagnosed in the first few months after birth.

When should I not take ACTIMMUNE?

Don't use ACTIMMUNE if you are allergic to interferon-gamma, *E. coli* derived products, or any ingredients contained in the product.

What warnings should I know about ACTIMMUNE?

At high doses, ACTIMMUNE can cause (flu-like) symptoms, which may worsen some pre-existing heart conditions.

ACTIMMUNE may cause decreased mental status, walking disturbances, and dizziness, particularly at very high doses. These symptoms are usually reversible within a few days upon dose reduction or discontinuation of therapy.

Bone marrow function may be suppressed with ACTIMMUNE, and decreased production of cells important to the body may occur. This effect, which can be severe, is usually reversible when the drug is discontinued or the dose is reduced.

Taking ACTIMMUNE may cause reversible changes to your liver function, particularly in patients less than 1 year old. Your doctor should monitor your liver function every 3 months, and monthly in children under 1 year.

In rare cases, ACTIMMUNE can cause severe allergic reactions and/or rash. If you experience a serious reaction to ACTIMMUNE, discontinue it immediately and contact your doctor or seek medical help.

What should I tell my healthcare provider?

Be sure to tell your doctor about all the medications you are taking.

Tell your doctor if you

- are pregnant or plan to become pregnant or plan to nurse
- have a cardiac condition such as irregular heartbeat, heart failure, or decreased blood flow to your heart
- have a history of seizures or other neurologic disorders
- have, or have had, reduced bone marrow function. Your doctor will monitor these cells with blood tests at the beginning of therapy and at 3-month intervals on ACTIMMUNE therapy:

What are the side effects of ACTIMMUNE?

The most common side effects with ACTIMMUNE are "flu-like" symptoms such as fever, headache, chills, muscle pain, or fatigue, which may decrease in severity as treatment continues. Bedtime administration of ACTIMMUNE may help reduce some of these symptoms. Acetaminophen may be helpful in preventing fever and headache.

Do not administer ACTIMMUNE® until you have been thoroughly trained by a healthcare professional in the proper techniques.

Please see Important Safety Information on pages 4 and 5, [click here](#) for the Full Prescribing Information, and [click here](#) for Information for the Patient/Caregiver.

IMPORTANT SAFETY INFORMATION (continued)

What other medications might interact with ACTIMMUNE?

Some drugs may interact with ACTIMMUNE to potentially increase the risk of damage to your heart or nervous system, such as certain chemotherapy drugs. Tell your doctor about all other medications you are taking.

Avoid taking ACTIMMUNE at the same time as a vaccination.

You are encouraged to report negative side effects of prescription drugs to the FDA. Visit www.fda.gov/medwatch, or call 1-800-FDA-1088.

The risk information provided here is not comprehensive. To learn more, talk about ACTIMMUNE with your healthcare provider or pharmacist. The FDA-approved product labeling can be found at <http://www.ACTIMMUNE.com> or 1-866-479-6742.

Please [click here](#) for Full Prescribing Information, and [click here](#) for Information for the Patient/Caregiver and discuss with your doctor.

Do not administer ACTIMMUNE® until you have been thoroughly trained by a healthcare professional in the proper techniques.

